

# Suspend and Resume Ballot Casting for Early Voting

## ClearCast 1.5



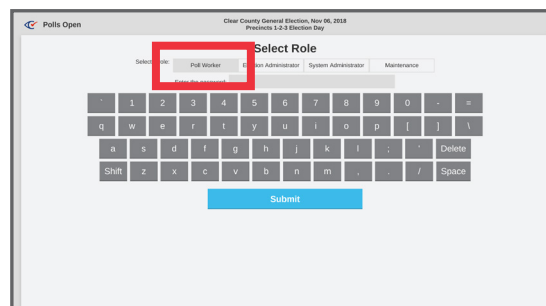
At the end of each early voting day, it's best to suspend voting and shut down the Clear-Cast. When you return the following morning, your election will still be loaded when you resume voting sessions. Here is a review of those processes.

### SUSPEND THE POLLS AT THE END OF THE DAY

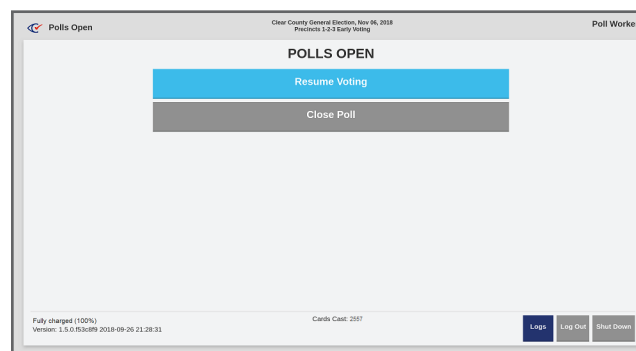
1. Tap the ClearCast logo in the upper left corner of the touchscreen. The Voting Suspended Report prints automatically. Note down the Protected Counter number on the Voting Suspended report.



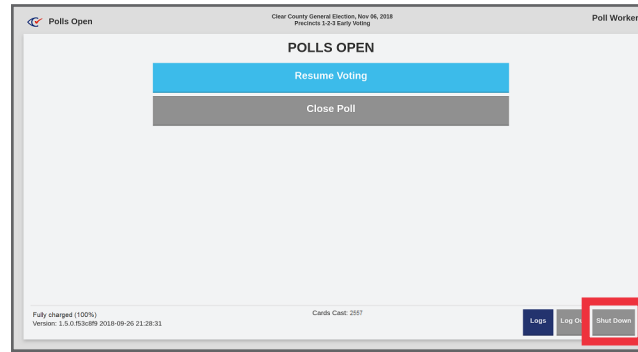
2. Log in as Poll Worker.



The Polls Open screen is displayed.



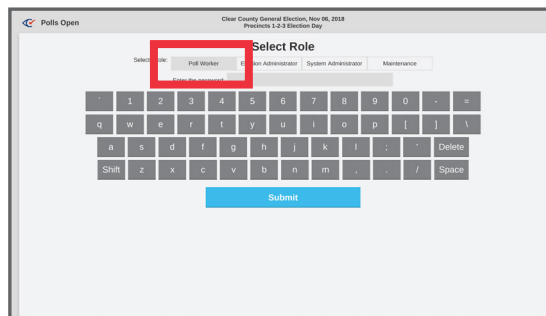
- To turn off the ClearCast tabulator, tap the **Shut Down** button in the lower right corner of the touchscreen.



- Unplug the ClearCast tabulator from its power source or turn off the power strip it is plugged into.

## RESUME BALLOT CASTING

- Plug in the ClearCast tabulator from its power source, or turn on the power strip it is plugged into. The Power On report automatically prints.
- Log in as Poll Worker.



- On the Polls Open screen, tap the **Resume Voting** button. The Voting Started report automatically prints.
- Check the Protected Counter number to ensure it matches the number noted when voting was suspended. If the numbers are the same, the ClearCast tabulator is now ready to scan ballots.

